



*Lighting the path forward*

# City of Lonsdale


2024 Financial Statement Audit



---

# Introduction

- Audit Opinion and Responsibility
- General Fund Results
- Other Governmental Funds
- Enterprise Funds
- Key Performance Indicators



# Audit Results

---

## Auditor's Opinion



Unmodified opinion under  
Yellow Book

## Minnesota Legal Compliance



No instances of  
noncompliance

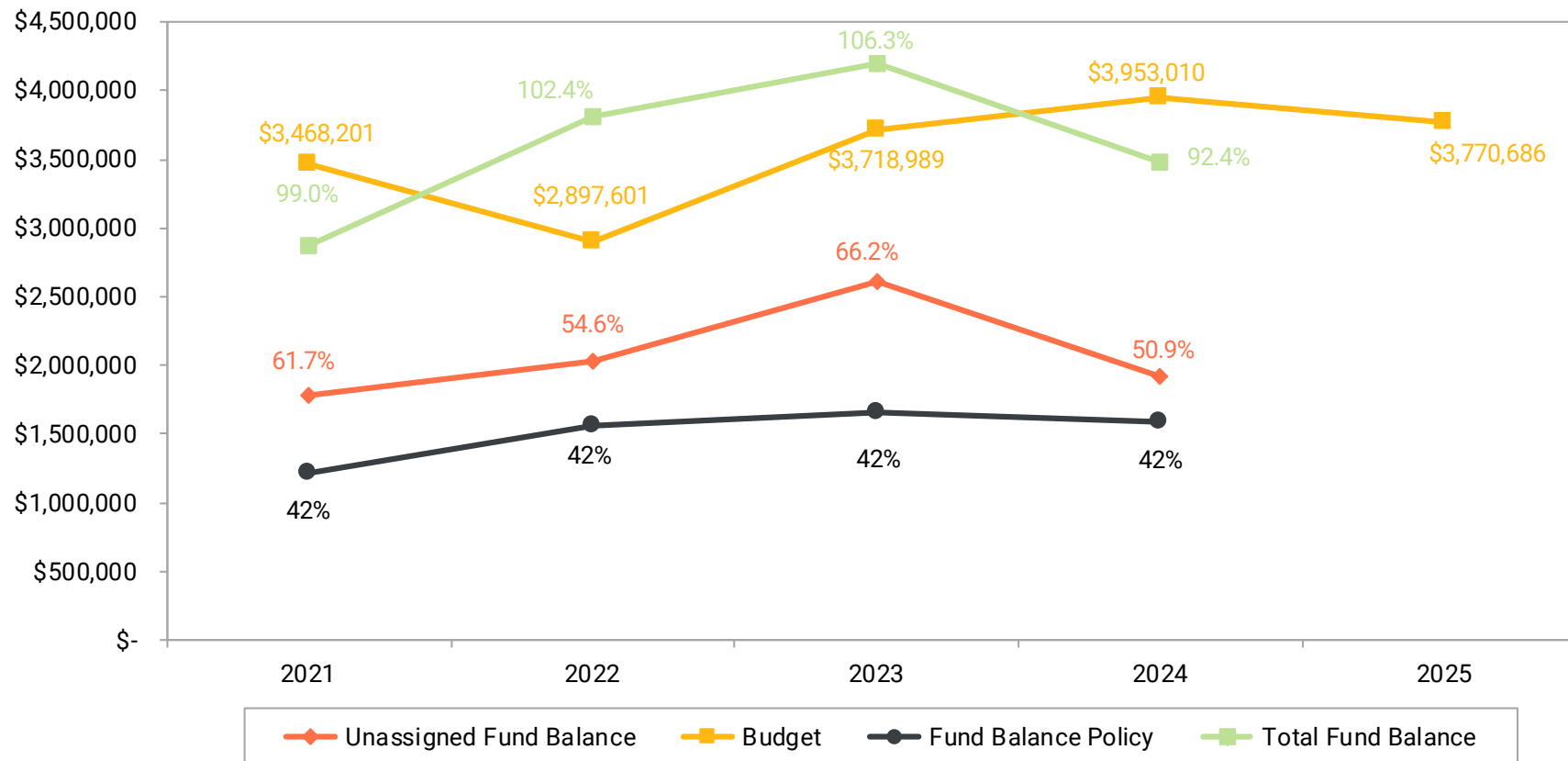
# Audit Results

## 2024 Audit Findings

- Preparation of Financial Statements
  - Internal Control Finding
- Material Audit Adjustments
  - Internal Control Finding
- Limited Segregation of Duties
  - Internal Control Finding



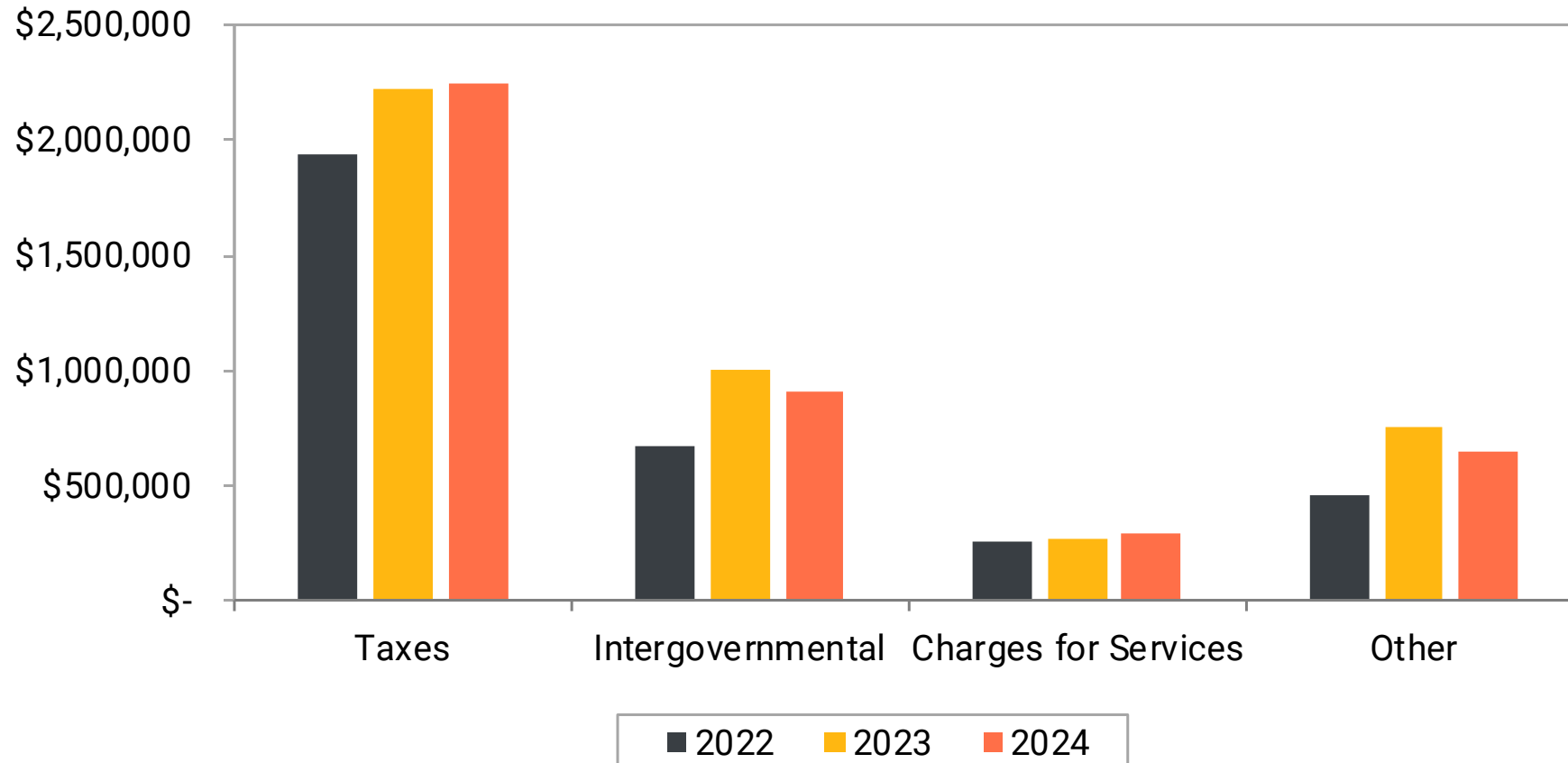
# General Fund Fund Balances



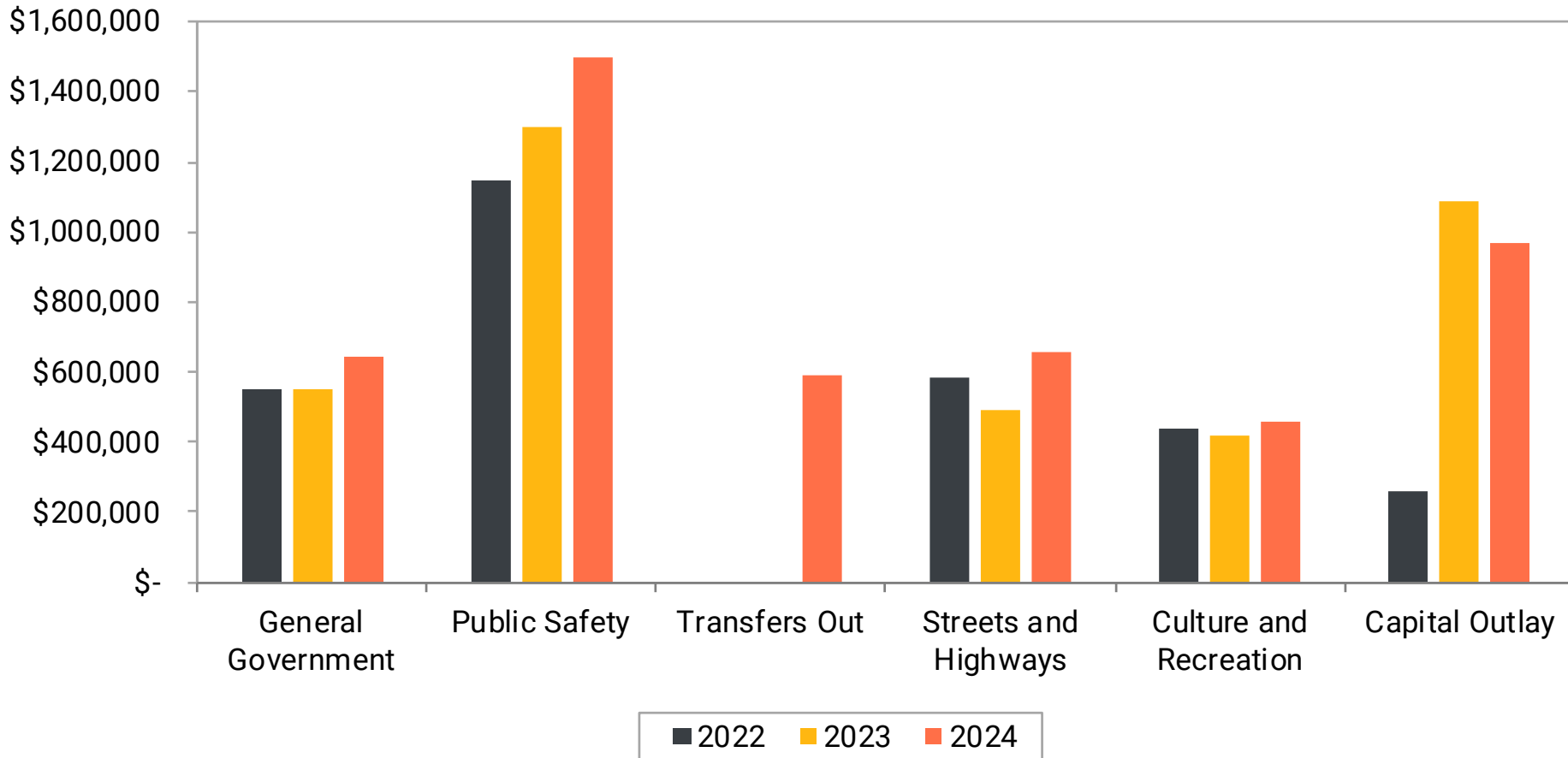
# General Fund Budget to Actual

	Final Budgeted Amounts	Actual Amounts	Variance with Final Budget
Revenues	\$ 3,599,089	\$ 4,054,352	\$ 455,263
Expenditures	3,953,010	4,220,414	(267,404)
Excess of Revenues Over Expenditures	<u>(353,921)</u>	<u>(166,062)</u>	<u>187,859</u>
Other Financing Sources (Uses)			
Transfers in	90,000	30,999	(59,001)
Proceeds from sale of assets	2,500	5,644	3,144
Transfers out	-	(589,156)	(589,156)
Total Other Financing Sources (Uses)	<u>92,500</u>	<u>(552,513)</u>	<u>(645,013)</u>
Net Change in Fund Balances	(261,421)	(718,575)	(457,154)
Fund Balance, January 1	<u>4,203,407</u>	<u>4,203,407</u>	<u>-</u>
Fund Balance, December 31	<u><u>\$ 3,941,986</u></u>	<u><u>\$ 3,484,832</u></u>	<u><u>\$ (457,154)</u></u>

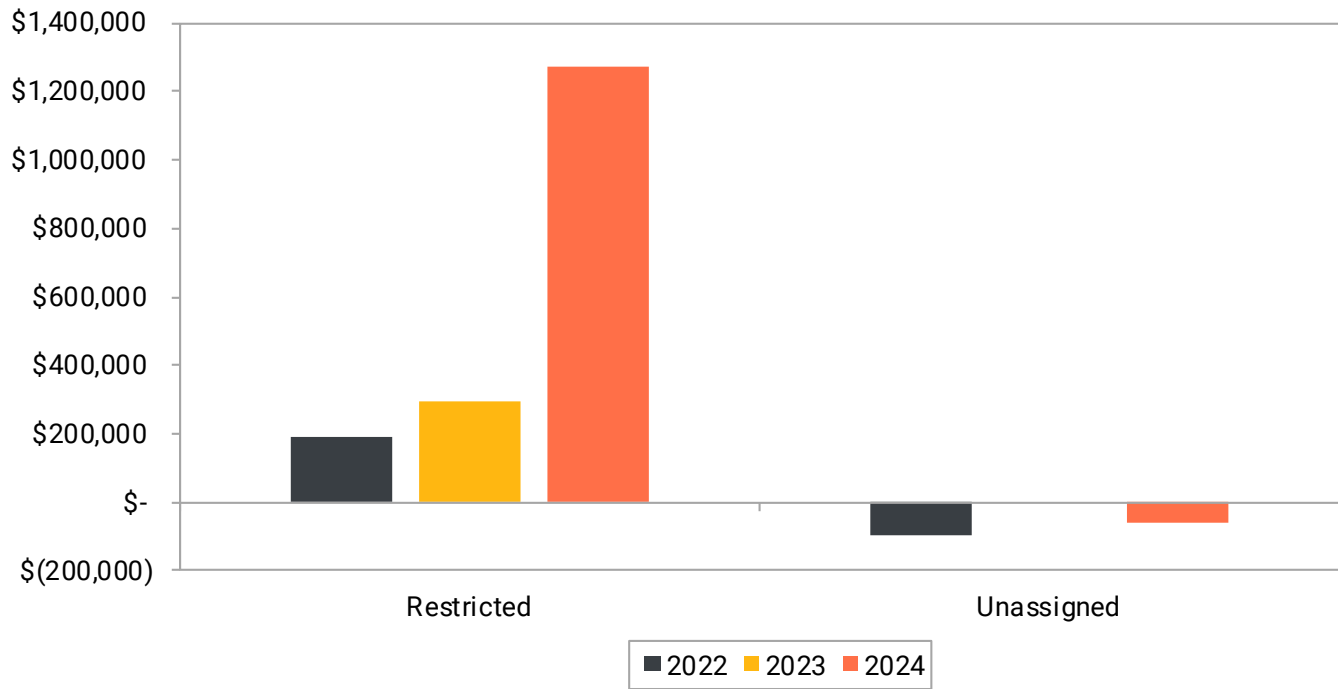
# General Fund Revenues by Type



# General Fund Expenditures by Type



Fund	Fund Balances December 31		Increase (Decrease)
	2024	2023	
Major			
New City Hall Building	\$ 3,352,884	\$ (1,202)	\$ 3,354,086
Nonmajor			
2024 Street Improvement	(58,839)	(58,839)	-
2022 Street Improvement	-	196,423	(196,423)
<b>Total</b>	<b>\$ 3,294,045</b>	<b>\$ 136,382</b>	<b>\$ 3,157,663</b>

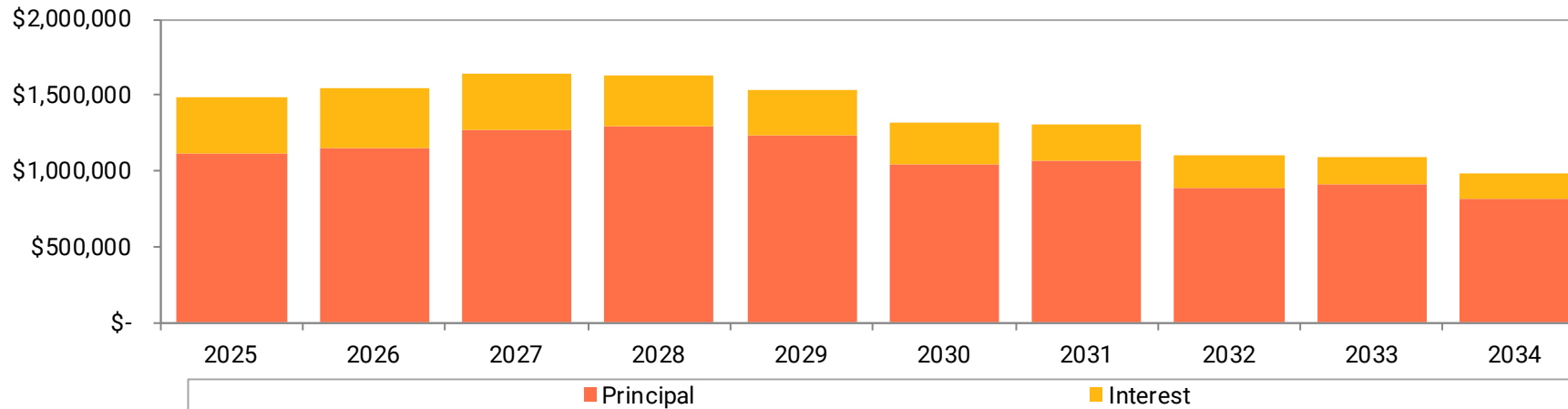


# Capital Project Fund Balances

# Enterprise Fund Balances

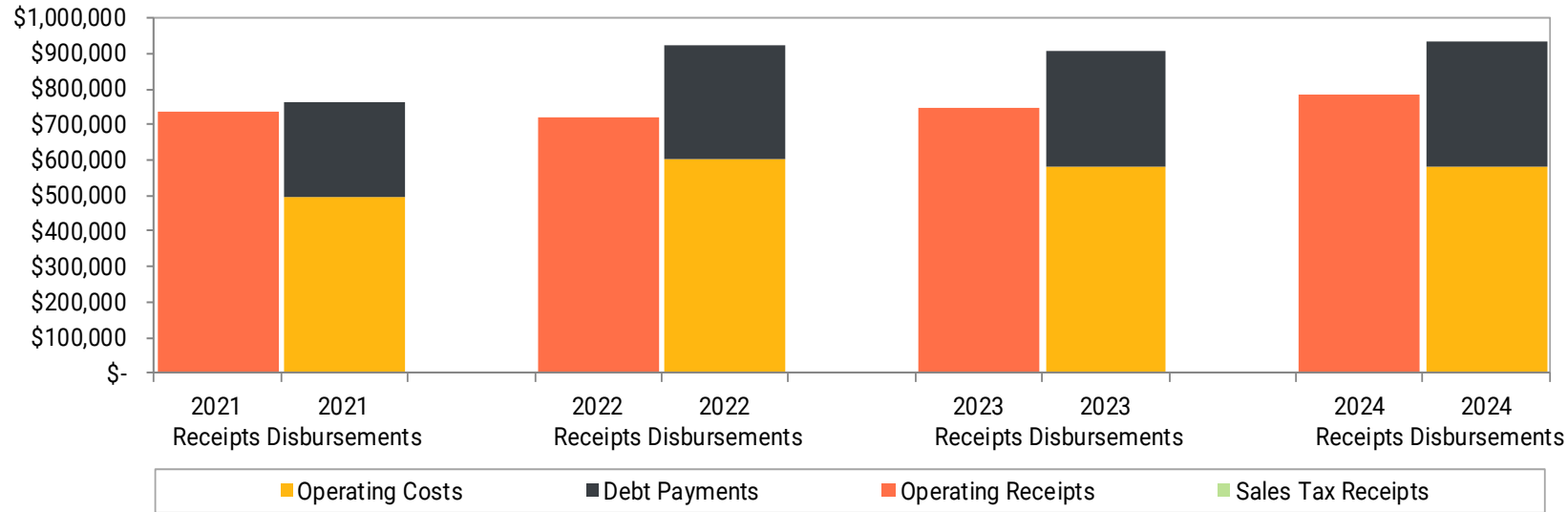
Fund	Fund Balances December 31		Increase (Decrease)
	2024	2023	
Major			
Water Utility	\$ 4,501,834	\$ 4,934,436	\$ (432,602)
Sewer Utility	5,115,965	5,707,577	(591,612)
Liquor	1,042,115	1,190,546	(148,431)
Total	<u>\$ 10,659,914</u>	<u>\$ 11,832,559</u>	<u>\$ (1,172,645)</u>

Debt Description	Total Cash and Investments	Total Assets	Outstanding Debt	Maturity Date
<b>G.O. Special Assessment Bonds</b>				
2016A G.O. Improvement		Included with 2021D Bond	\$ 810,000	2031
2016B G.O. Improvement	\$ (590,889)	\$ (397,504)	1,060,000	2029
2017A G.O. Improvement		Included with 2021D Bond	620,000	2033
2018B G.O. Improvement		Included with 2021D Bond	1,015,000	2034
2020A G.O. Improvement	161,171	397,548	1,300,000	2030
2021A G.O. Improvement	165,351	166,980	2,415,000	2041
2021B G.O. Improvement	197,940	541,229	1,135,000	2037
2021C G.O. Improvement	35,028	86,671	400,000	2028
2021D G.O. Improvement	1,067,563	1,808,649	670,000	2031
2022A G.O. Improvement	302,657	500,583	1,160,000	2038
2024A Certificate	154,871	160,899	3,465,000	2045
<b>Total G.O. Special Assessment Bonds</b>	<b>1,493,692</b>	<b>3,265,055</b>	<b>14,050,000</b>	
<b>G.O. Tax Increment Bonds</b>				
2016C G.O. Improvement	183,118	183,118	875,000	2036
<b>G.O. Equipment Certificate Bonds</b>				
2016C G.O. Improvement		Included with 2016C Bond	340,000	2036
<b>Total all Debt Service funds</b>	<b>\$ 1,676,810</b>	<b>\$ 3,448,173</b>	<b>\$ 15,265,000</b>	
<b>Future Interest on Debt</b>			<b>\$ 3,600,718</b>	

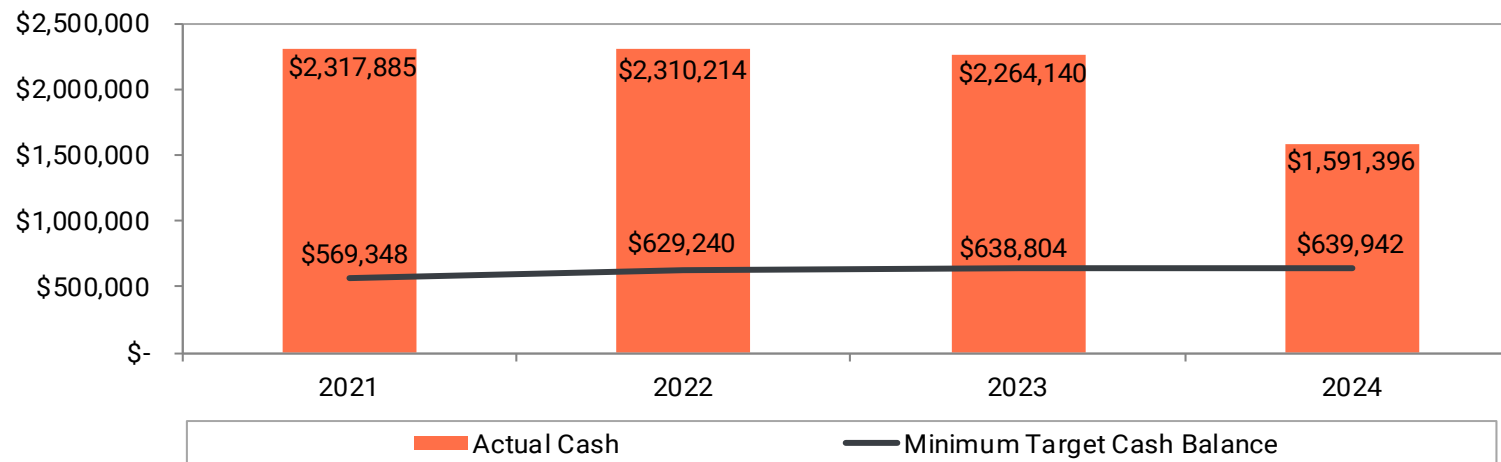


# Debt Service

# Water Fund

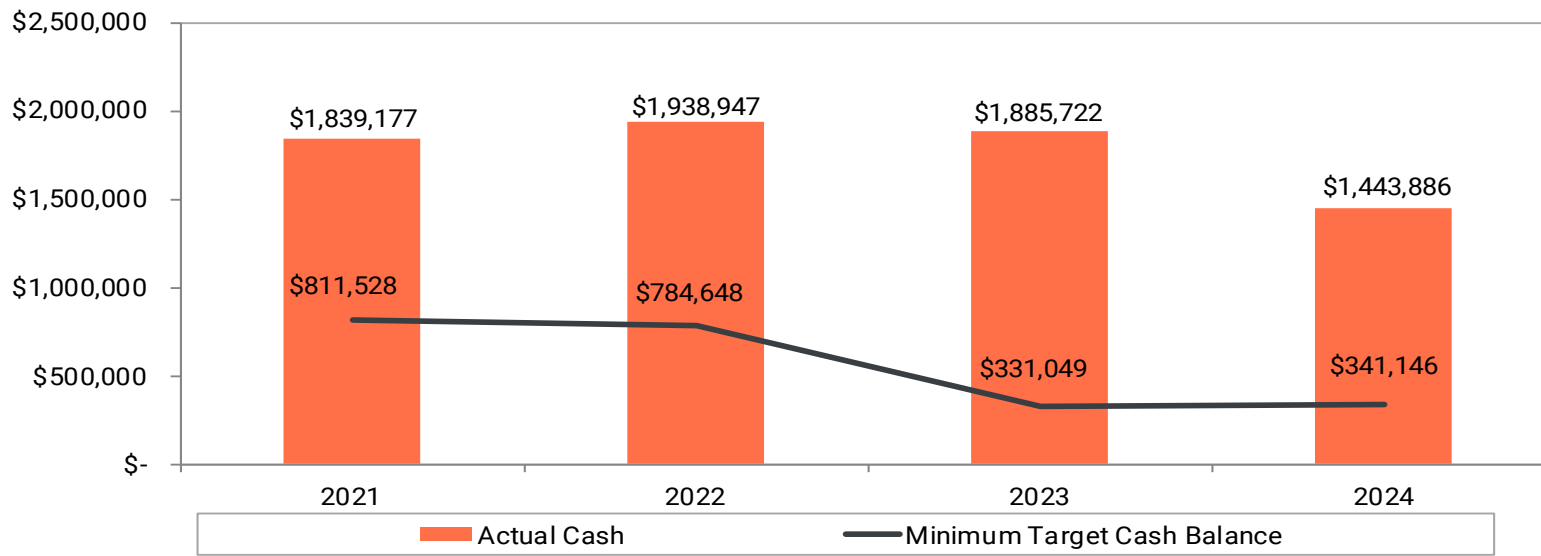
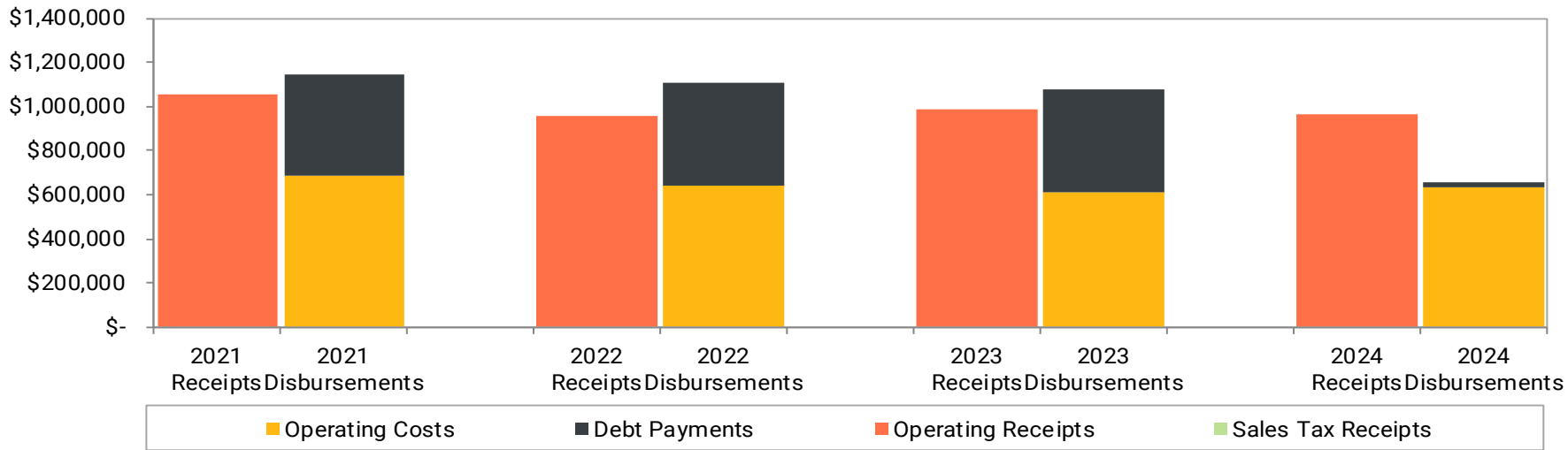


## Cash Flows from Operations and Cash Balances



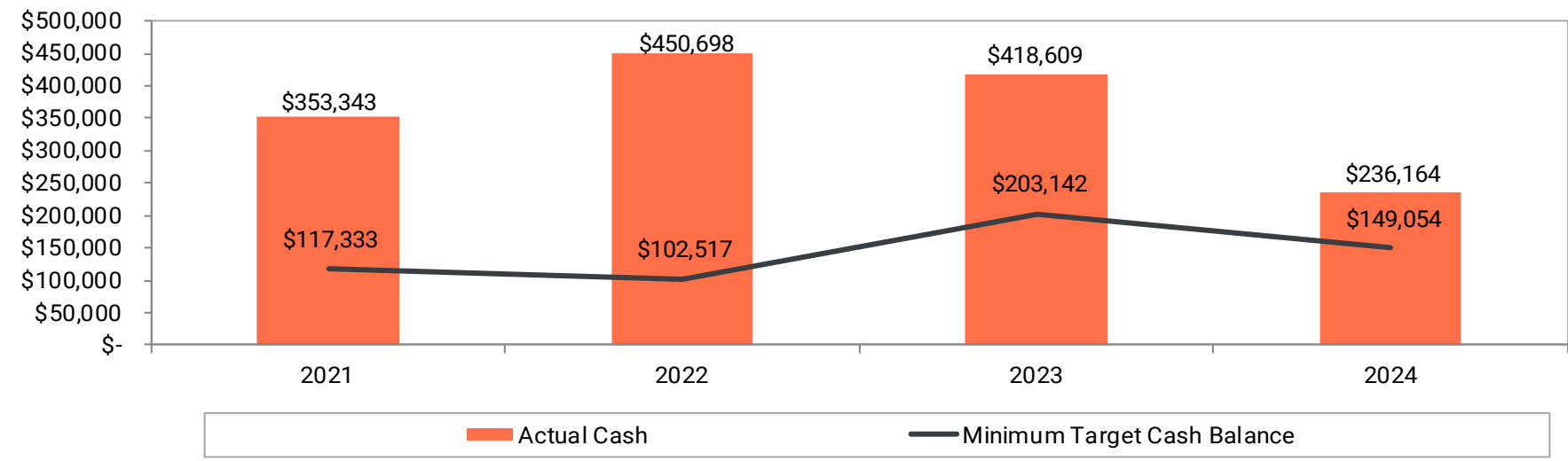
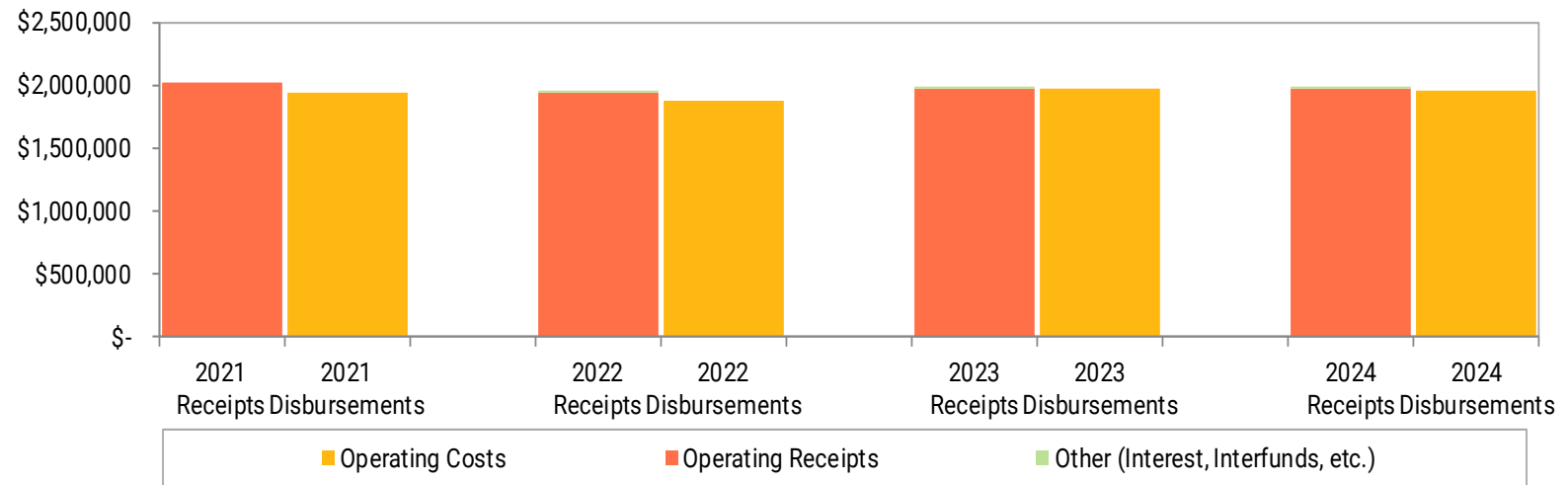
# Sewer Fund

## Cash Flows from Operations and Cash Balances

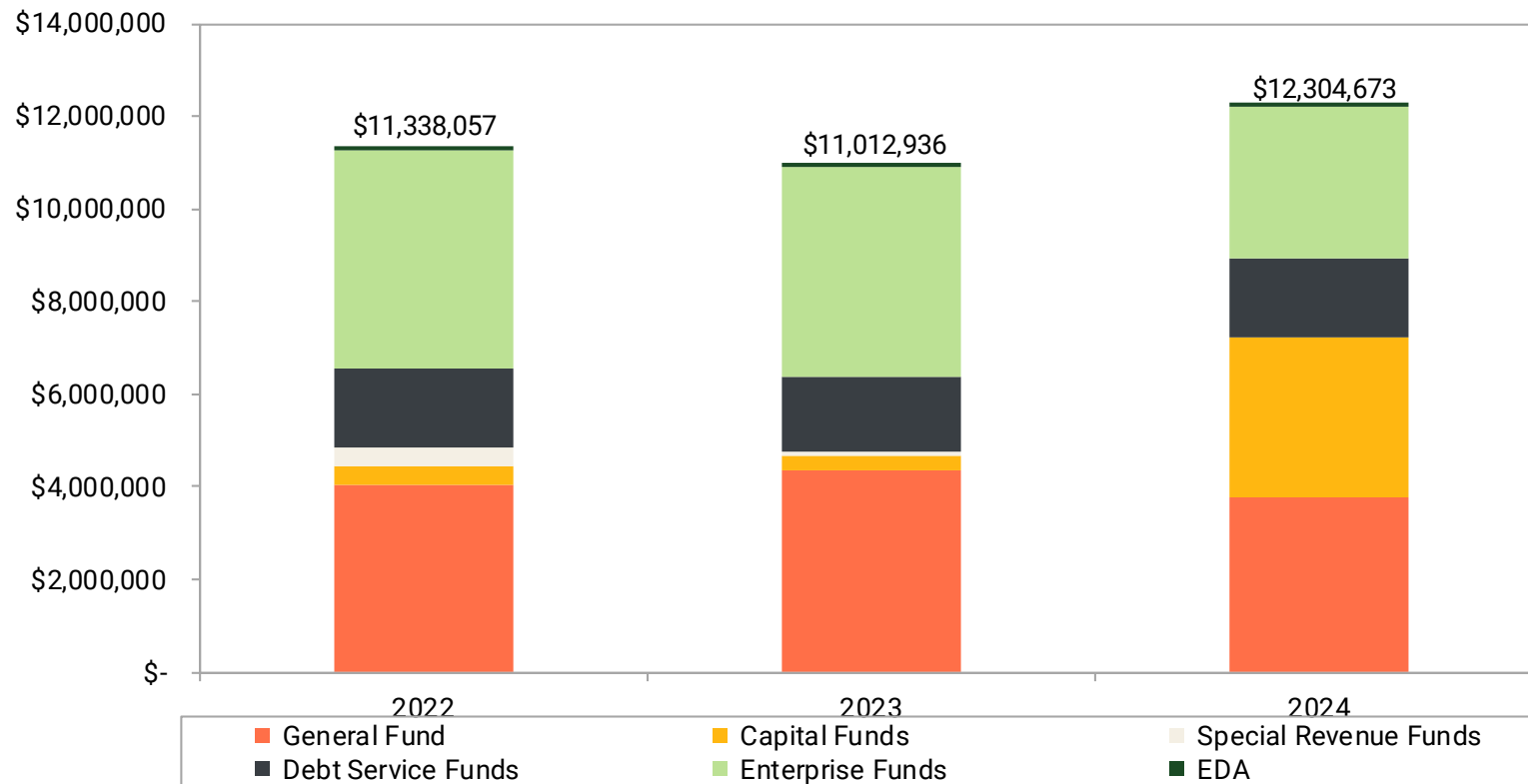


# Liquor Fund

## Cash Flows from Operations and Cash Balances



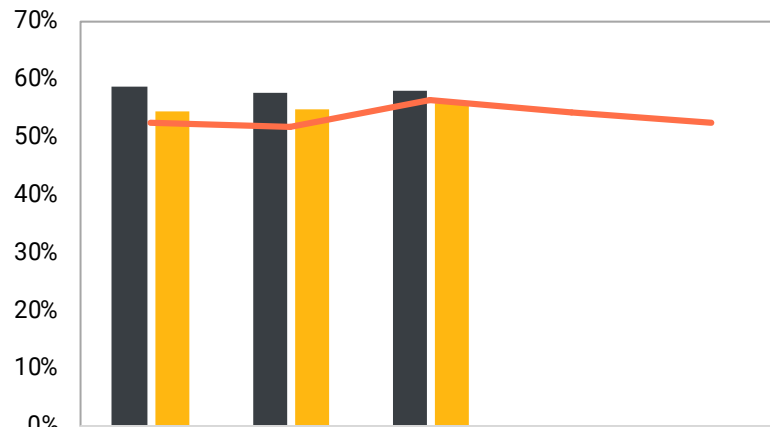
# Cash and Investments Balances by Fund Type



# Taxes

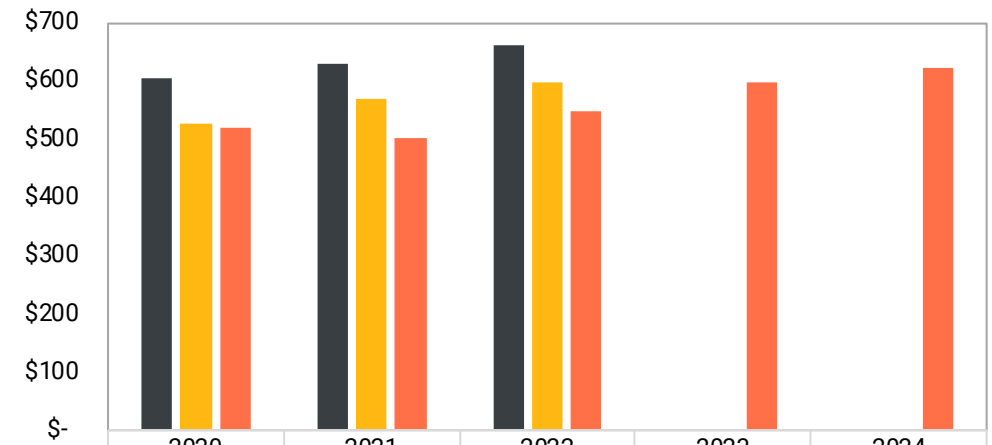
## Key Performance Indicators

**Tax Rate**



■ Class 4 Cities	59%	57.6%	58.1%	N/A	N/A
■ Cities in Rice County	54%	55.0%	56.0%	N/A	N/A
— City of Lonsdale	52.5%	51.8%	56.5%	54.4%	52.6%

**Taxes - Per Capita**

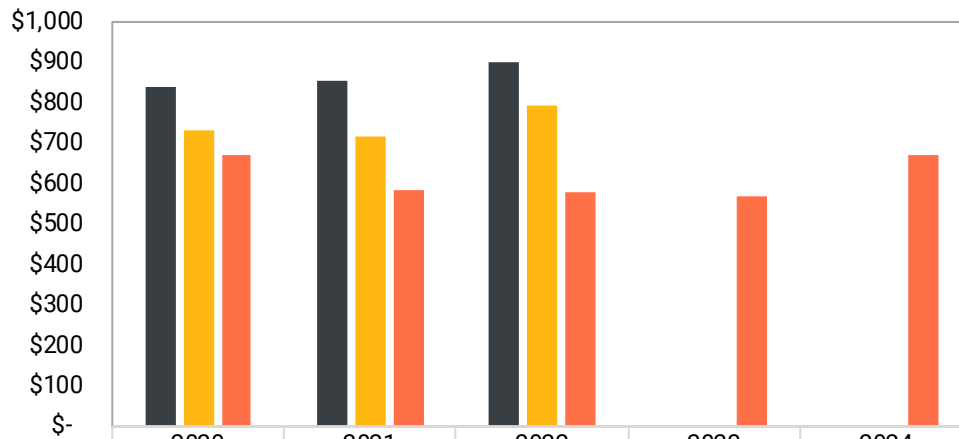


■ Class 4 Cities	\$606	\$630	\$664	N/A	N/A
■ Cities in Rice County	\$528	\$571	\$598	N/A	N/A
■ City of Lonsdale	\$520	\$503	\$547	\$598	\$623

# Expenditures

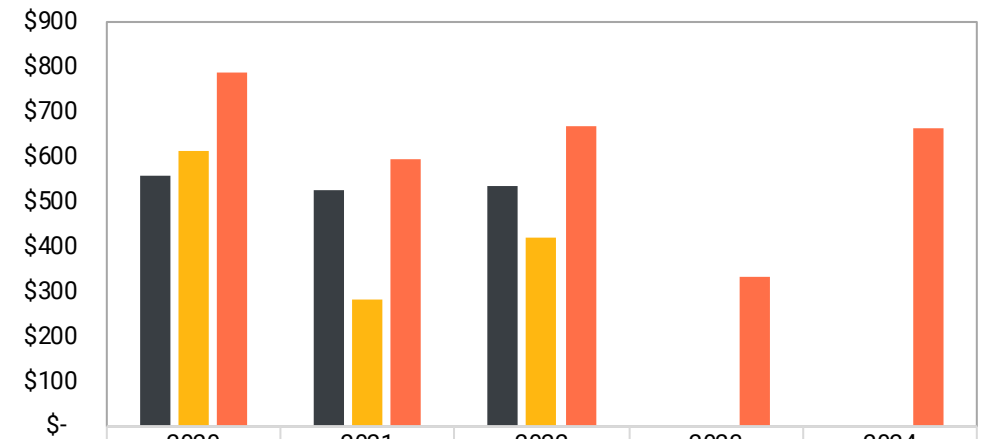
## Key Performance Indicators

**Current Expenditures - Per Capita**



	2020	2021	2022	2023	2024
■ Class 4 Cities	\$839	\$856	\$901	N/A	N/A
■ Cities in Rice County	\$731	\$717	\$794	N/A	N/A
■ City of Lonsdale	\$673	\$583	\$578	\$568	\$671

**Capital Expenditures - Per Capita**



	2020	2021	2022	2023	2024
■ Class 4 Cities	\$558	\$527	\$536	N/A	N/A
■ Cities in Rice County	\$614	\$282	\$422	N/A	N/A
■ City of Lonsdale	\$789	\$598	\$668	\$332	\$665

# Your Abdo Team



Tom Olinger, CPA  
Government Partner

[thomas.olinger@abdosolutions.com](mailto:thomas.olinger@abdosolutions.com)



Layne Kockelman, CPA  
Senior Manager

[layne.kockelman@abdosolutions.com](mailto:layne.kockelman@abdosolutions.com)



Kelsey Groskreutz  
Senior Associate

[kelsey.groskreutz@abdosolutions.com](mailto:kelsey.groskreutz@abdosolutions.com)



Ellie Singleton  
Associate

[ellie.singleton@abdosolutions.com](mailto:ellie.singleton@abdosolutions.com)



Luke Mulder  
Intern

[luke.mulder@abdosolutions.com](mailto:luke.mulder@abdosolutions.com)